


H. Ayuntamiento del Municipio de Chicontepec, Veracruz
ESTADO ANALITICO DEL ACTIVO
Del 01 de ENERO al 31 de DICIEMBRE de 2019


TESORERIA
HONORABLE AYUNTAMIENTO

| Concepto | Saldo Inicial 1 | Cargos del Periodo 2 | Abonos del Periodo 3 | Saldo Final 4=(1+2-3) | Variación del Periodo (4-1) |
|---|------------------------|-------------------------|-------------------------|--------------------------|--------------------------------|
| ACTIVO | | | | | |
| Activo Circulante | \$27,073,957.36 | \$545,851,254.70 | \$543,506,096.92 | \$29,419,115.14 | \$2,345,157.78 |
| Efectivo y Equivalentes | \$2,743,166.36 | \$286,453,032.85 | \$284,110,125.07 | \$5,086,074.14 | \$2,342,907.78 |
| Derechos a Recibir Efectivo o Equivalentes | \$24,330,791.00 | \$212,298,840.46 | \$212,296,590.46 | \$24,333,041.00 | \$2,250.00 |
| Derechos a Recibir Bienes o Servicios | \$0.00 | \$47,096,381.39 | \$47,096,381.39 | \$0.00 | \$0.00 |
| Inventarios | \$0.00 | \$0.00 | \$0.00 | \$0.00 | \$0.00 |
| Almacenes | \$0.00 | \$3,000.00 | \$3,000.00 | \$0.00 | \$0.00 |
| Estimación por Pérdida o Deterioro de Activos Circulantes | \$0.00 | \$0.00 | \$0.00 | \$0.00 | \$0.00 |
| Otros Activos Circulantes | \$0.00 | \$0.00 | \$0.00 | \$0.00 | \$0.00 |
| Activo No Circulante | \$23,212,792.79 | \$148,448,269.22 | \$135,630,988.15 | \$36,030,073.86 | \$12,817,281.07 |
| Inversiones Financieras a Largo Plazo | \$441,976.43 | \$2,484,719.75 | \$1,890,240.56 | \$1,036,455.62 | \$594,479.19 |
| Derechos a Recibir Efectivo o Equivalentes a Largo Plazo | \$45,218.98 | \$1,245,000.11 | \$0.00 | \$1,290,219.09 | \$1,245,000.11 |
| Bienes Inmuebles, Infraestructura y Construcciones en Proceso | \$2,728,010.77 | \$137,483,954.47 | \$132,831,755.55 | \$7,380,209.69 | \$4,652,198.92 |
| Bienes Muebles | \$19,463,586.61 | \$7,234,594.89 | \$908,992.04 | \$25,789,189.46 | \$6,325,602.85 |
| Activos Intangibles | \$0.00 | \$0.00 | \$0.00 | \$0.00 | \$0.00 |
| Depreciación, Deterioro y Amortización Acumulada de Bienes | \$0.00 | \$0.00 | \$0.00 | \$0.00 | \$0.00 |
| Activos Diferidos | \$534,000.00 | \$0.00 | \$0.00 | \$534,000.00 | \$0.00 |
| Estimación por Pérdida o Deterioro de Activos no Circulantes | \$0.00 | \$0.00 | \$0.00 | \$0.00 | \$0.00 |
| Otros Activos no Circulantes | \$0.00 | \$0.00 | \$0.00 | \$0.00 | \$0.00 |
| TOTAL DEL ACTIVO | \$50,286,750.15 | \$694,299,523.92 | \$679,137,085.07 | \$65,449,189.00 | \$15,162,438.85 |

Bajo protesta de decir verdad declaramos que los Estados Financieros y sus Notas son razonablemente correctos y responsabilidad del emisor.




LIC. PEDRO ADRIAN MARTÍNEZ ESTRADA
PRESIDENTE MUNICIPAL



L.C. GUILLERMO IVAN VARGAS MÉNDEZ
TESORERO MUNICIPAL

COMISIÓN DE HACIENDA



LIC. ÁNGELA PÉREZ VÁZQUEZ
SINDICO ÚNICO



ING. SANTIAGO HERNÁNDEZ ANTONIO
REGIDOR DE HACIENDA Y PARIMONIO MUNICIPAL

006715